


Week 1: Plant Parts & Plant Needs

Song of the week: Parts of the Plant

	Lesson: How Do Plants Grow?	Lesson: Underground Root Table	Lesson: Mop Flower	Lesson: Healthy Henry	Lesson: Grow a Pumpkin
	GROW Activity: Finding a Garden Home	Activity: Rainbow Roots	GO Activity: I Am a Growing Plant!	Activity: Sorting Plant Parts	EAT Activity: Garden Kitchen Recipe
	Garden Journal: Draw a picture of something that will help make our plants grow!	Garden Journal: Draw a picture of the roots you made.	Garden Journal: Draw a seed, root, and stem of a plant.	Garden Journal: Draw leaves, flowers, and the fruit of a plant.	Garden Journal: Draw a picture of the food we made today.

Literature Connection Options: *Grow Flower, Grow!*; *Lola Plants a Garden*; *Pumpkin Circle*; *Seeds Go, Seeds Grow*


Garden Kitchen Recipe Options: Power Smoothie; Easy, Homemade Vegetable Soup; Super Quesadillas

Parent Engagement: Garden Family News Stories (*Garden Home Found!*, *Class Crawls Underground*, page 137), Learn with Me at Home Activity (*Fun Food Face Project*, page 127); Garden Kitchen Recipes & Table Talk, pages 131 and 133



Week 2: Seeds & Roots

Song of the week: Roots Are Growing in the Ground!

	Lesson: Seed Dissection	Lesson: Seed Investigation	Lesson: Bare Root Bucket	Lesson: Root Investigation	Lesson: Twisty Roots
	GROW Activity: Growing Carrots or Radishes	Activity: Seed Mosaic	GO Activity: Garden Yoga	Activity: Graphing Carrots	EAT Activity: Garden Kitchen Recipe
	Garden Journal: Draw a picture of what you think a seed and root look like when planted in the ground.	Garden Journal: Draw a picture of a seed you can eat.	Garden Journal: Draw a picture of a root that we explored today.	Garden Journal: Draw a picture of a root that you can eat.	Garden Journal: Draw a picture of the food we made today.

Literature Connection Options: *The Tiny Seed*; *From Seed to Plant*; *The Carrot Seed*; *What Will Grow?*


Garden Kitchen Recipe Options: Seed Roller Energy Bites; Hummus with Carrot Sticks; Brown Sugar Glazed Carrots

Parent Engagement: Garden Family News Stories (*Planting Seeds for the Future*, *Students Learn with Twisty Roots and Tasty Roots*, page 138), Learn with Me at Home Activity (*Root & Seed Scavenger Hunt*, page 128); Garden Kitchen Recipes & Table Talk, pages 131 and 134



Week 3: Stems & Leaves

Song of the week: The Stem Stretch

	Lesson: Stem Investigation	Lesson: Coloring Stems	Lesson: Leaf Investigation	Lesson: Mystery Touch & Feel	Lesson: Leaf Shine
	GROW Activity: Growing Spinach or Lettuce	Activity: Sipping Stems	GO Activity: Stem Flow Run	Activity: Leaf Texture Card	EAT Activity: Garden Kitchen Recipe
	Garden Journal: Draw a picture of a stem or leaf you can eat.	Garden Journal: Draw a picture of a stem with water on the inside.	Garden Journal: Draw a picture of leaves on a plant.	Garden Journal: Draw a picture of a leaf that you can eat.	Garden Journal: Draw a picture of the food we made today.

Literature Connection Options: *Up, Down, and Around*; *Oliver's Vegetables*; *Leaves*; *Jack's Garden*


Garden Kitchen Recipe Options: Dippy Spinach and Celery Sticks; Red Leaf Lettuce and Strawberry Salad; Roasted Stems

Parent Engagement: Garden Family News Stories (*Student Scientists Study Stems*, *Shining on Kids in Class*, page 139), Learn with Me at Home Activity (*Plant Part Nature Walk*, page 129); Garden Kitchen Recipes & Table Talk, pages 131 and 135



Week 4: Flowers & Fruit

Song of the week: The Flowers on the Plant

	Lesson: Flower Lab	Lesson: Making Sunflower Seed Heads	Lesson: Dusty Bees & Honey Please!	Lesson: Fruit Investigation	Lesson: Floating Fruit
	GROW Activity: Growing Vegetable Transplants	Activity: Chalk Flowers	GO Activity: Blue Flower, Yellow Flower, BUZZ!	Activity: Orange Juicer	EAT Activity: Garden Kitchen Recipe
	Garden Journal: Draw a picture of a flower growing on a plant.	Garden Journal: Draw a picture of yourself next to a big, tall sunflower.	Garden Journal: Draw a picture of a honey bee on a flower.	Garden Journal: Draw a picture of a fruit that you can eat.	Garden Journal: Draw a picture of the food we made today.

Literature Connection Options: *The Reason for a Flower*; *A Fruit is a Suitcase for Seeds*; *Planting a Rainbow*; *Flower Garden*

Garden Kitchen Recipe Options: Creamy Cauliflower and Broccoli; Banana Chocolate Pudding; Slow Cooker Applesauce

Parent Engagement: Garden Family News Stories (*Students Piled Up Plant Parts*, *Planting Plants at School*, page 140), Learn with Me at Home Activity (*Grow Some Green at Home!*, page 130); Garden Kitchen Recipes & Table Talk, pages 131 and 136

